



CHARLES LOUIS DAVIS DVM FOUNDATION

A TAX-EXEMPT, DONATIVE, PUBLICLY-SUPPORTED CHARITY
FOR THE ADVANCEMENT OF VETERINARY AND COMPARATIVE PATHOLOGY

Senior Editor: S.W. Thompson, D.V.M.
Copy Editor: A.P. Gendron, D.V.M., Ph.D.

Managing Editor: B. H. Williams, D.V.M.
Production Editor: S. L. Matulich

Web: <http://www.cldavis.org>

January 2008

Volume 36 Issue 1

BOARD OF DIRECTORS

CHAIRMAN

Samuel W. Thompson, DVM, MS

MEMBERS

Cory F. Brayton, DVM
James O. Britt, Jr., DVM, MS
Donna M. Bouley, DVM, PhD
Corrie C. Brown, DVM, PhD
Fabio Del Piero, DVM, PhD
Dimitry Danilenko, DVM, PhD
Stephen M. Dempsey, DVM
John F. Edwards, DVM, PhD
Roderick Else, BVSc, PhD
Annette P. Gendron, DVM, PhD
Howard A. Hartman, DVM, MS
Wanda Haschek-Hock, BVSc, PhD
Mrs. Estelle Hyman
Mr. Jerome Hyman, BA
Mr. Robert Hyman, BA, MS
Linda K. Johnson, DVM, MS, MPH
Milijan Jovanovic, DVM, PhD
Matti Kiupel, Dr. med.vet., PhD
Tracey S. McNamara, DVM
David E. Malarkey, DVM, PhD
Margaret M. Miller, DVM, PhD
Lonzy Ojok, BVMS, Dr. med.vet., PhD
D. Reid Patterson, DVM, PhD
Vladislava S. Rac, DVM, MS
Zadok Ruben, DVM, PhD
Paul C. Stromberg, DVM, PhD
Mary Ann Vasbinder, DVM
Alun Williams, BVMS, PhD
Bruce H. Williams, DVM

Inside This Issue

- 1 Foundation Awards
- 2 Argentina Meeting Recap
- 3 Gross Morbid Pathology
- 4 Awards Reception (cont.)
- 5 Student Scholarship Awards
- 6 2008 Wildlife Meeting
- 7 2007 Guelph Lb Animal Mtg.
- 8 African Meeting Recap
- 8 Discontinuing Print Version
- 9 2008 Chicago Lab Animal
- 10 Memories of Argentina
- 11 Meetings Calendar

Foundation Awards Take Center Stage in Savannah

On 12 November, the 2007 Awards ceremony of the C.L. Davis Foundation took place, courtesy of the hard work of many of the members of the Foundation, as well as our sponsors – **Novartis, Inc., Covance, Eli Lilly and Co., and Veterinary Pathology Services.** The Awards Reception of the Foundation has a long history of recognizing excellence in student scholarship, as well as authorship and teaching excellence in academia, and this year's awards were no exception.



Johns Hopkins' Cory Flagg Brayton accepts this year's Foundation Service Award from Vice President Annette Gendron-Fitzpatrick

In 2007, the Foundation added a new award to its annual lineup, **the Olafson Medal.** This Medal, named in honor of legendary Cornell pathologist Peter J. Olafson, was awarded for the tenth time to another Cornell legend, **Dr. John King.** The medal is given to pathologists who over a career have exemplified the ideals of Dr. Olafson – namely excellence in service, teaching and research, and has been awarded to such giants as Thomas Carlyle Jones, Frank Bloom, William Hadlow, and now Dr. John King. At the podium,

Dr. King fondly recalled his friend and mentor, Dr. Olafson, and then graciously acknowledged so many of his own students in the crowd, who have taken up the torch and carry on a fine tradition as leaders in academia and industry.

The **Foundation's Harold Casey Award for Excellence in Teaching** is another career award that highlights a lifetime of teaching. Previous winners may not be as well known, so the Foundation has a wonderful opportunity to recognize someone who has spent their career in the necropsy room, shaping our profession through their one-on-one interactions with students. This year's winner, **Dr. Wayne Crowell** from the University of Georgia, has touched the lives and careers of many successful and well-known pathologists (including our own Foundation President, Bruce



Doctor Donald Meuten receives the Robert Farrell Lectureship Award from President Bruce Williams for two decades of outstanding teaching at Foundation symposia.

(Continued on page 4)

Foundation Spanish-language Meeting a Hit in Argentina

In November, the Argentinian subdivision of the Davis Foundation put on their third annual meeting at the **Universidad Nacional de La Plata**. This two day meeting focused on small animal oncology, cardiorespiratory disease and telemedicine and was hosted by Dr. Eduardo Gimeno, Director of the Argentinian Subdivision at his home university.



(L-R) Professor and Subdivision Director Eduardo Gimeno, Pablo Gomez Ochoa, Guillermo Couto, Bruce Williams, and Professor Julio Idiart.

The first day of the meeting was attended by over 250 pathologists and clinicians from across Argentina. The cause of this huge turnout was not only the subject of oncology and cardiorespiratory diseases of small animals (bridging both pathology and internal medicine) but also the return of **Dr. Guillermo Couto**, an Argentinian native and long-time faculty member of the College of Veterinary Medicine at the Ohio State University. The Spanish-language lectures of Dr. Couto and the equally fascinating speaker that day, **Pablo Gomez-Ochoa** of Zaragoza University, not only filled the auditorium but provided for a day of excellent and extremely entertaining education. The buffet lunch provided by local sponsors, including **Nestle-Purina and Brouwer Pet Products**, was overwhelming. By engaging so many of the local practitioners and students, as well as regional pathologists, this main part of the

symposium highlighted Foundation activities in Argentina and gave the Foundation great exposure beyond the realm of pathology. All local profits from the symposium were applied to equipping the Foundation's **new independent study center at the University of La Plata**.

The following day was a day of pathology lectures by linguistically-challenged Dr. Bruce Williams, Foundation President, who discussed (in English) advances in imaging technology and digital pathology in the morning, and in the afternoon discussed techniques in descriptive pathology which are used in many Foundation courses. Occasionally, he spoke Spanish and was even (rarely) understood. More importantly, much of the afternoon was spent by the regional pathologists in discussions about the creation of an Argentine veterinary pathology society and plans for next year's concurrent meeting with the Davis Foundation symposium in Corrientes.



Veterinarians of all specialties pack the University's Aula Magna to hear Drs. Couto and Gomez Ochoa lecture.

This year's meeting in Argentina exemplifies the importance of the Foundation as a focal point in developing countries – providing a gathering place not only for pathologists but for practitioners in all disciplines with common interests, and helping to move veterinary pathology forward around the world. We look forward to a great meeting in Corrientes in July!

For more pictures from this meeting, turn to page 10.

34th Annual Gross Morbid Anatomy of Animals



**Presented by the Charles Louis Davis, DVM Foundation
24- 28 March 2008 – Bethesda, MD**

Come join us at one of the most renowned pathology courses in the world - all species, all systems, and ten international experts presenting 36 hours of great CME. Each year, this in-depth course draws over 125 pathologists, lab animal practitioners, veterinary clinicians, and students from around the world. Don't miss out in 2008!

Course Director:
LTC Dana Scott, DVM, DACVP
Chief, Pathology Section, WRAIR
301-319-9441
Email: Dana.Scott@us.army.mil

For more information, visit:
<http://www.cldavis.org/upcoming.html>



Foundation's 2007 Awards *(continued from page 1)*

Williams, a Georgia alum). Equally important, many pathologists passing boards since 1985 owe Dr. Crowell a debt of gratitude – Dr. Crowell's vision led to the development of **Noah's Arkive** – the photographic database (whose early editions were comprised largely of Dr. Crowell's own collection) which so many of us have used to learn gross pathology. Dr. Crowell, as always, accepted the award with grace, humorous anecdotes, and that ever-present twinkle in his eye.

Following the awarding of these two honors, the annual lectureship and service awards were distributed to three very deserving individuals. The **Robert Farrell Lectureship Award** was given to **Dr. Don Meuten** for his body of lecturing for the Foundation over the last two decades. **Dr. Cory Brayton** was the first double recipient of the **Barbara Jean Thompson Service Award** for her excellent ongoing work in the Foundation, to include years of meetings on genetically engineered mutant animal models (the next iteration to be held in July 2008), and work on the last two EuroPOLA meetings. **Dr. Margaret Miller** received the **Samuel Thompson Lectureship Award**, an honor for the best lecture at the annual Gross Morbid Pathology course, voted on by the participants.

Drs. Paola Roccobianca and her collaborating authors were awarded the Journal Scholarship award for their 2006 article in *Veterinary Pathology*, "**Feline Large Granular Lymphocyte (LGL) Lymphoma with Secondary Leukemia: Primary Intestinal Origin with Predominance of a CD3/CD8 $\alpha\alpha$ Phenotype**", and to close the evening, the student scholarship awards (listed on page 5) were awarded to outstanding residents and graduate students in programs at our institutional members in the U.S.


We would like to thank the corporate sponsors – **Novartis, Covance, Eli Lilly, and Veterinary Pathology Solutions, Inc.** for making this a memorable and inspirational night for our recipients, students, and friends, and we look forward to the 2008 reception in San Antonio.



Dr. Elizabeth Howerth presents the Casey Award for Excellence in Teaching to 2007 winner, Dr. Wayne Crowell of the Univ. of Georgia.



It was a night of smiles and photographs, as UC Davis' Linda Lowenstine and Katie Colgrove attest.

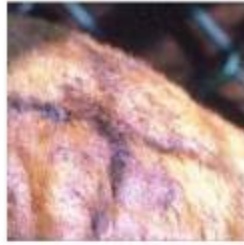


Dr. David Prieur of Washington State Univ. congratulates John King on his Olafson Medal.


2008 Foundation Awardees for Student Scholarship



Dr. Carl I. Shaia	Armed Forces Institute of Pathology
Dr. David W. Gardiner	Colorado State University
Dr. Andrew D. Miller	Cornell University
Dr. Charles S. Johnson	Iowa State University
Dr. Tonya M. Grondin	Kansas State University
Dr. Andrew T. David	Louisiana State University
Dr. Rebecca C. Smedley	Michigan State University
Dr. Rose Sydlowski	North Carolina State University
Dr. Christopher Premanandan	The Ohio State University
Dr. Susan Fielder	Oklahoma State University
Dr. Michael Logan	Purdue University
Dr. Seth E. Chapman	Texas A & M University
Dr. Kathleen M. Colegrove	University of California - Davis
Dr. Jason M. Kimbro	University of Florida
Dr. Renato Sousa	University of Georgia
Dr. Natalie D. Keirstead	University of Guelph
Dr. Ashlee Urbasic	University of Illinois at Urbana- Champaign
Dr. Jaime Paulin	University of Minnesota
Dr. Joelle Pinard	University of Montreal
Dr. Angela Royal	University of Missouri
Dr. Rachel Cianciolo	University of Pennsylvania
Dr. Noel P. Clancey	University of Prince Edward Island
Dr. Alison Tucker	University of Tennessee
Dr. Doug Lymond	University of Wisconsin
Dr. Natalie Durrett Crawford	Virginia Polytechnic and State University
Dr. James B. Stanton	Washington State University



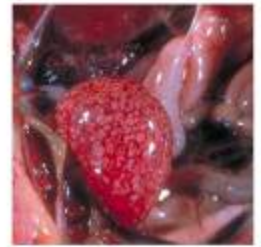
Wildlife
Forensics



Marine
Mammal
Pathology

Diseases
of
Waterfowl

Diagnostic Pathology of Diseases of Aerial, Terrestrial and Aquatic Wildlife



9-11 April 2008, Madison, WI

Now in its second year, the Foundation's primary course on wildlife takes a more in-depth look at several growing areas in this sector. This year's course focuses on forensic pathology, growing human impact on patterns of wildlife disease, and pathology of cervids and marine mammals. In addition, Thursday boasts a lineup of speakers from the National Wildlife Health Center, and culminates with a tour of their facility in Madison Wisconsin. Participants also will receive a copy of Gardiner and Poynton's excellent *Atlas of Metazoan Parasites in Tissue Section* as part of their registration. Don't miss this outstanding symposium!

Program Director:
Scott D. Fitzgerald, DVM, PhD
Diagnostic Centers for Population & Animal Health,
Michigan State University
E-mail: Fitzgerald@dcpah.msu.edu
Phone: 517-353-1774



And Much
More!

For more information on this course: visit
<http://www.cldavis.org/courses/upcoming.html#66>

COVANCE
THE DEVELOPMENT SERVICES COMPANY



Inaugural C.L. Davis Canadian Symposium on Laboratory Animal Science

March 6-7, 2008

University of Guelph, Guelph, Ontario

Program Director: Patricia V. Turner, DVM, DVSc,
Dept of Pathobiology, University of Guelph



Offered for the first time in Canada and conveniently located for those in the northeast, this course focuses on issues relevant to laboratory animal medicine. The course will provide continuing education on diseases of laboratory mice, interpretive pathology, emerging genetic engineering techniques for mice, US lab animal regulations, and serology interpretation. For those preparing for board examination in laboratory animal medicine, the course will also feature a journal review session and an official mock board examination. Don't miss this outstanding symposium!!!

Thursday, March 6

Emerging Engineering Techniques and Production Pitfalls

Geoff Wood, University of Guelph

Diagnostics 101: Interpreting Rodent Serology

Joe Simmons, Charles River Labs, Wilmington, MA

Interpretive Pathology


Rob Foster, University of Guelph

Literature Review

Jim Gourdon, McGill University, Montreal

Lisa Martin, SUNY Buffalo, Buffalo, NY

Pat Turner, University of Guelph



Friday, March 7th

Selected Diseases of Mice

Pat Turner, University of Guelph

Navigating the US Animal Regulations

Thomas Martin, Columbia University

Mock Board Examination

\$150 includes continuing education credits, lunch and refreshment breaks, CD containing the course syllabus and mock exam.

For more information, please contact Dr. Pat Turner at pvtturner@uoguelph.ca

African Division Meeting a Big Success in 2007

The 8th Veterinary Pathology Symposium of the Southern and Eastern Division of the C.L. Davis DVM Foundation was held in Nairobi, Kenya at Kivi Milimani Hotel from 21st – 23rd November 2007. The meeting was opened by speeches by the Director of Kenyan Veterinary Services, the Dean of the Veterinary School in Nairobi and our own Director of the Southern and African Division, Professor Ojok Lonzy, who each echoed their gratitude to the Foundation for bringing a meeting of great importance concerning the livestock industry to Nairobi. Following introductions, Foundation lecturer and Board member Fabio del Piero delivered the annual instalment of DVDs from the Worldwide Curriculum Enhancement program, as well as copies of the John King's necropsy book for all participants. There were about 20 participants from the Veterinary Schools in Kenya, South Africa, Tanzania and Uganda as well as a few from research institutions. The Uganda contingent actually travelled 16 hours by bus to attend this year's meeting!

The Symposium main theme was on diseases of dairy animals (cattle, goats and camels) as well as zoonosis and emerging and re-emerging diseases. Two Faculty members Drs. Claus Buergelt and Fabio Del Piero gave extremely excellent and captivating presentation each for a number of hours on the various diseases of cattle and goats as well as on zoonotic diseases. There were also presentations from the local participants, including an excellent lecture on pestis du petits ruminants.

At the end of the three days, the participants were extremely happy and satisfied with the wonderful presentations of the international and local presenters and unanimously agreed that the Symposium significantly contributes towards continuing veterinary education. It was also resolved that in future the symposium should not be limited to pathologists only but be opened up to other practicing veterinarians and related scientists. Plans for a 2008 meeting in South Africa on skin diseases were set in motion, with Dr. Neil Duncan to serve as meeting coordinator.



Invited speakers Dr. Fabio del Piero (left), Dr. Claus Buergelt and Course Director Lonzy Ojok (right) enjoy a very successful pathology symposium.

Foundation Discontinues Print Newsletter

As of this issue, the Foundation is discontinuing the print version of the newsletter. Each month, the Foundation sends out almost 5500 copies of its newsletter to veterinary pathologists, lab animal practitioners, and colleagues in related fields. 5300 copies are electronic, and 200 copies are printed at the Foundation Headquarters and mailed across the globe. Additionally, many readers visit the web site each month to download the newsletter in Adobe .PDF format.



Due to rising costs of mailing and the increasing returns of mailed newsletters, the Foundation has decided to terminate the production of print newsletter this month. This helps to ensure that the monies raised by your Foundation are spent supporting the Foundation's many educational programs.

We apologize for any inconvenience, and hope that our readers with non-computer-literate associates will make sure that they get a copy of this unique resource as well.



Workshop & Symposium on Laboratory Animal Diseases Sponsored by the C.L. Davis DVM Foundation

Chicago, Illinois, U. S. A.

Wednesday 16 April through Saturday, 19 April, 2008

- Symposium on "Diseases on Non-Murine, Non-Lagomorph Rodents" by Drs. Cynthia-Besch Williford and Craig Franklin of the Univ. of Missouri, Columbia
- Full use of the Biologic Resource Center's 14,000 kodachromes, numerous glass slides and DVD lectures on diseases of lab animal species
- Seminars on Mouse Pathology and Disease
- Simulated Practical Examination and Quizzes on Primate Pathology and Regulations

Program Director: JAMES E. ARTWOHL, DVM.
Biologic Resources Center, 1840 West Taylor Street, Chicago, Illinois
Phone: 312-996-1217
Email: jeart@uic.edu

For complete information on this course, please visit the Davis Foundation website at : <http://www.cldavis.org/courses/upcoming.html>



MEMORIES OF ARGENTINA



Images from this year's meeting at La Plata University (clockwise from top left): The main hospital at this gorgeous veterinary school (a school well worth a visit if you are in South America); one of many lovely shady walks outside of the new veterinary library. A somber memorial of students who were lost during the Argentine "Dirty War" reminds us that life has not always been idyllic at this center of higher learning. Two friends stand guard outside the beautiful **Museum of Natural History** in La Plata. The **Catedral de la Inmaculada Concepción**, La Plata's most impressive building, is not to be missed. Meeting sponsors, Brouwer Animal Health and Purina Pet Foods put on a lunch that over 250 hungry vets and students couldn't finish.




DATE:	SYMPOSIUM
6-7 Mar 08	Canadian Lab Animal Path Course, Univ. of Guelph
10-14 Mar 08	AFIP European Descriptive Veterinary Pathology – Dublin, Ireland
March 24-28 08	36th Annual Gross Pathology Course, Bethesda, MD
March 27 08	CLD/AAHA Preconference Meeting – Tampa, FL - Getting the Most Out of Your Pathologist
April 9-11 08	CLD Symposium on Diagnostic Pathology of Aerial, Terrestrial, and Aquatic Wildlife – Madison WI
13 April 08	2nd Annual CLD/ACLAM Symposium – Management and Diseases of Fish in the Laboratory Setting
17-20 Apr 08	Workshop and Symposium on Lab Animal Diseases, Chicago, IL – Pathology of Non-Murine Laboratory Rodents
24-25 April 08	2nd Annual Korean Symposium – Descriptive and Illustrative Pathology
May 15-19, 2008	CLD Seminar - Topics in Lab Animal Medicine, Raleigh, NC
June 7-11, 2008	AFIP Descriptive Veterinary Pathology Course – Washington, D.C.
June 19-22, 2008	13th International Congress on Infectious Diseases, Kuala Lumpur
July 6-12, 2008	General Pathology Beach Party – Tampa/St. Pete, FL
Jul 18, 2008	4th Annual Argentinian Symposium – Bovine Pathology for the Practitioner – Corrientes, AR
13-15 Aug 08	1st Annual Colombian Symposium – Universidad Nacional, Bogota – Dermatopathology, Neuropathology, and Oncology of Small Animals
19-21 Sep 08	European Division Symposium – Dubrovnik, Croatia
25 Sept 08	2nd Annual CLD/AABP Seminar – Pathology of Abortions in Cattle
10 Oct 2008	15th Annual CLD/AAZV Zoo and Wildlife Pathology Seminar
14 Nov 2008	CLD/ACVP Diagnostic Path Symposium – San Antonio TX – Orthopedic Pathology – 50 Years On.
5 Dec 08	2nd Annual CLD/AAEP Seminar – San Diego, CA

Got Pictures of a Foundation Meeting?

We'd love them for the newsletter! See page 10 of this edition for some pictures from our recent symposium in Argentina. Attending a meeting, using a publication, spending time in a Foundation study center anywhere in the world – it all makes the newsletter a more interesting read and shows how much we are doing around the world.

Please send any digital images to Foundation newsletter to info@cldavis.org and thanks!!!





C.L. DAVIS D.V.M. FOUNDATION
SENIOR EDITOR
DR. SAMUEL THOMPSON
6241 FORMOOR LANE
GURNEE, ILLINOIS 60031
(847) 367-4359

Non Profit Org.
U.S. Postage
PAID
Permit #97
Gurnee, IL
60031